


VIZULO



Blackbird

HANGING



Architectural & Landscape

Outdoor Industrial Area

Residential Street/Area

Ventilation cable gland

Combines pressure equalization and cable gland in a single unit. It ensures high air flow rates as well as high water protection capacity

Glass

Flat glass. Glass is fixed to die-cast aluminium frame with screws

LED module

High quality LED's with optimal thermal resistance and energy consumption characteristic, for high lumen output and long expected life time. Color temperature available: 2700 K, 3000 K, 4000 K
(1800 K, 2200 K, 3500 K, 5000 K, 5700 K, 6500 K available on customer request)

Intelligent light control system

Power line or radio frequency

Protection

IP66 for the complete luminaire

Module temperature control

The LED driver will start reducing the light output when the LED's approach critical temperature. The temperature is measured via a sensor placed on the PCB

(function available on customer request)

Body

Die-cast aluminium

Lighting protection

Built-in surge protection starting from 6 kV till 10 kV

Light regulation

BLACKBIRD drivers offer integrated midnight dimming and network-controlled 1 - 10 V and DALI protocols

Impact resistance

IK08 (Vandal protected)
for the complete luminaire

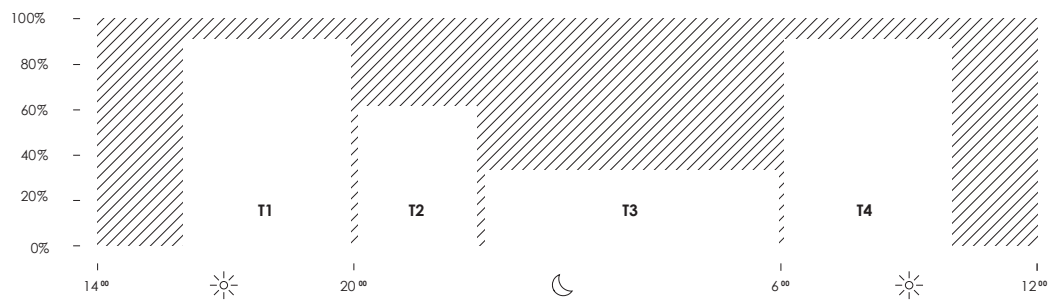
Traffic Roads

Pedestrian Roads


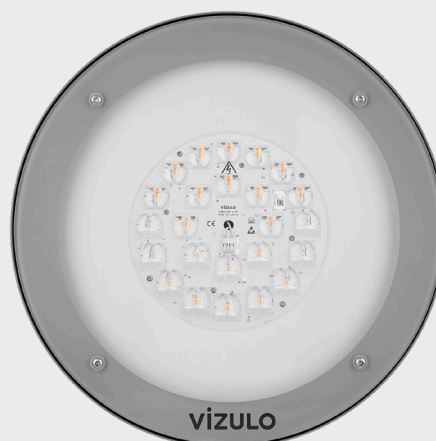
City Centre

Midnight dimming

Midnight dimming provides multi-stage night-time power reduction based on an internal timer referenced to the power on/off time. There is no need for an external control infrastructure. The unit automatically performs a dimming profile based on the predefined scheduled reference to the midpoint, which is calculated based on the power on/off times.



Blackbird hanging



Note! Glass with gray print is standard (black print glass on request!)



RAL7035



RAL9006



DB703

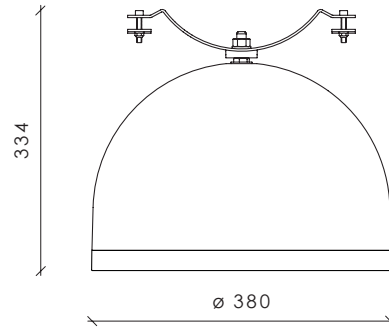
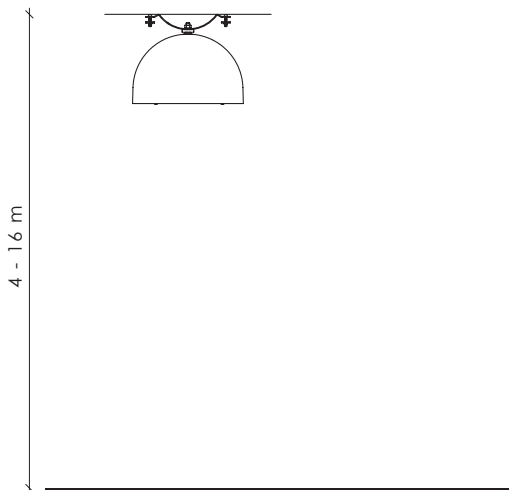
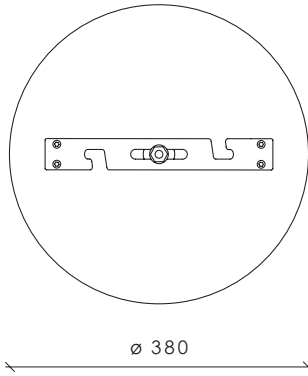
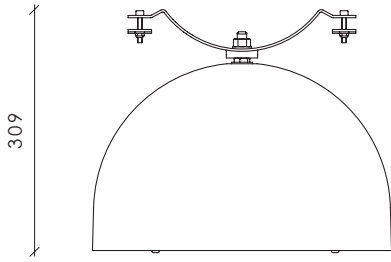


RAL9005

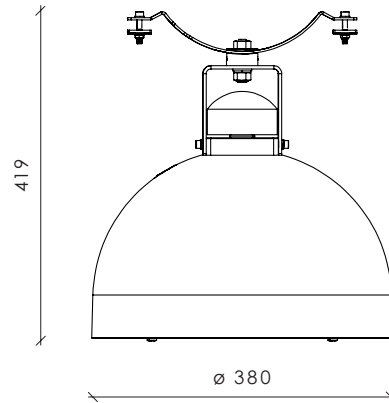
Other colors
available on request

Blackbird hanging with Halo

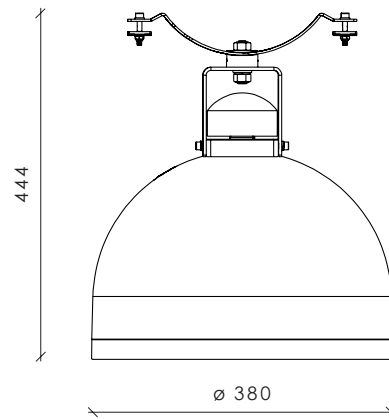




Dimensions with Halo



Dimensions with Zhaga on top



Dimensions with Zhaga on top and Halo

Technical information



V	198 - 264 / 110 - 277 ¹⁾
Hz	50 - 60
W	5 - 100
lm	441 - 15500 ²⁾
lm/W	88 - 160
K	2700 / 3000 / 4000 / TW 2700 - 6500 ³⁾
°C	-40 to +50
CRI	>70 / >80 / >90 ³⁾

Body:	Die-cast aluminium
Dimming:	DALI / 1 - 10 V / Midnight dimming / Step dimming / Mains dimming
Initial chromaticity:	MacAdam 5
Lifetime:	Eco 100 000 h (L90B10) at Ta = 25 °C* Standard 100 000 h (L98B10) at Ta = 25 °C* High density 100 000 h (L98B10) at Ta = 25 °C*
Warranty:	5 years
Installation:	Pre-wired cable 30 cm ⁴⁾
Mounting:	On wire ø 5 - 12 mm
Socket:	NEMA / Top and Bottom Zhaga
Intelligent Control:	Stand-alone / Group / CMS
Sensor:	Motion / Motion + Daylight / Daylight
Surge protection:	4 / 6 / 10 kV ⁵⁾
Corrosion protection:	Up to C5
Neto weight:	Up to 7.8 kg
Max. wind load area, SCd, m²:	0.09

¹⁾ Maximum operating voltage, ENEC certificate voltage 220 - 240 V, UL certificate voltage 110 - 277 V

²⁾ Lumen output indicated at CRI > 70

³⁾ 1800 / 2200 / 3500 / 5000 / 5700 / 6500 K available on request along with other not listed CRI and CCT

⁴⁾ Other lengths available on request

⁵⁾ 10 kV (L-N; L/N-PE) surge protection device available on request

⁶⁾ Coming soon

*This value is only informative and may change according to selected article. LED Lifetime is strongly depending from LEDs current and junction temperature – increase in LED current and luminaire power lead to increase of junction temperature and as consequence lifetime decrease. Thus, luminaire models with lower power, lower current (and lower junction temperature) will have higher lifetime than standard models. And high power and high current luminaire models may have negative lifetime deviation comparing to standard models. To receive precise value please contact VIZULO export representatives.

Technical parameters for final product can differ from typical data by 7% due to special conditions of LED manufacturing processes.

Standard modules

* Data for L01 optic.

Check VIZULO members section for additional information

4000 K | CRI 70

Number of LED's	4			8			16		
Nominal current, mA	270	500	730	140	540	700	270	480	760
Power, W	5	8	11	5	15	19	15	25	39
Luminous Flux, lm	520	900	1300	560	2000	2500	2200	3530	5240
Efficacy, lm/W	104	113	118	110	133	132	147	141	134
Power factor, PF	Up to 0.93			Up to 0.94			Up to 0.98		

Number of LED's	24			32			48		
Nominal current, mA	260	470	700	280	510	680	270	510	680
Power, W	20	35	52	28	50	75	40	75	100
Luminous Flux, lm	3000	5100	7200	4300	7300	10230	6100	11000	14000
Efficacy, lm/W	150	146	138	154	146	136	153	147	140
Power factor, PF	Up to 0.97			Up to 0.97			Up to 0.97		

Luminaire efficacy	2700 K	5 - 100 W	441 - 12000 lm	88 - 134 lm/W
	3000 K	5 - 100 W	485 - 13200 lm	97 - 144 lm/W
	5000 K	5 - 100 W	520 - 14000 lm	104 - 154 lm/W
	5700 K	5 - 100 W	520 - 14000 lm	104 - 154 lm/W

High density modules

* Data for V01 optic.

Check VIZULO members section for additional information

4000 K | CRI 70

Number of LED's	16			24			32		
Nominal current, mA	280	480	760	260	470	700	290	500	760
Power, W	15	25	39	20	35	52	29	50	75
Luminous Flux, lm	2200	3530	5240	3000	5100	7200	4450	7300	10300
Efficacy, lm/W	147	141	134	150	146	138	153	146	137
Power factor, PF	Up to 0.98			Up to 0.97			Up to 0.97		

Number of LED's	48			96		
Nominal current, mA	270	510	680	270	320	350
Power, W	40	75	100	76	90	100
Luminous Flux, lm	6300	11000	14000	12100	14100	15500
Efficacy, lm/W	158	147	140	159	157	155
Power factor, PF	Up to 0.97			Up to 0.98		

Luminaire efficacy	2700 K	15 - 100 W	1840 - 13210 lm	115 - 136 lm/W
	3000 K	15 - 100 W	2015 - 14530 lm	127 - 150 lm/W
	5000 K	15 - 100 W	2200 - 15500 lm	134 - 159 lm/W
	5700 K	15 - 100 W	2200 - 15500 lm	134 - 159 lm/W

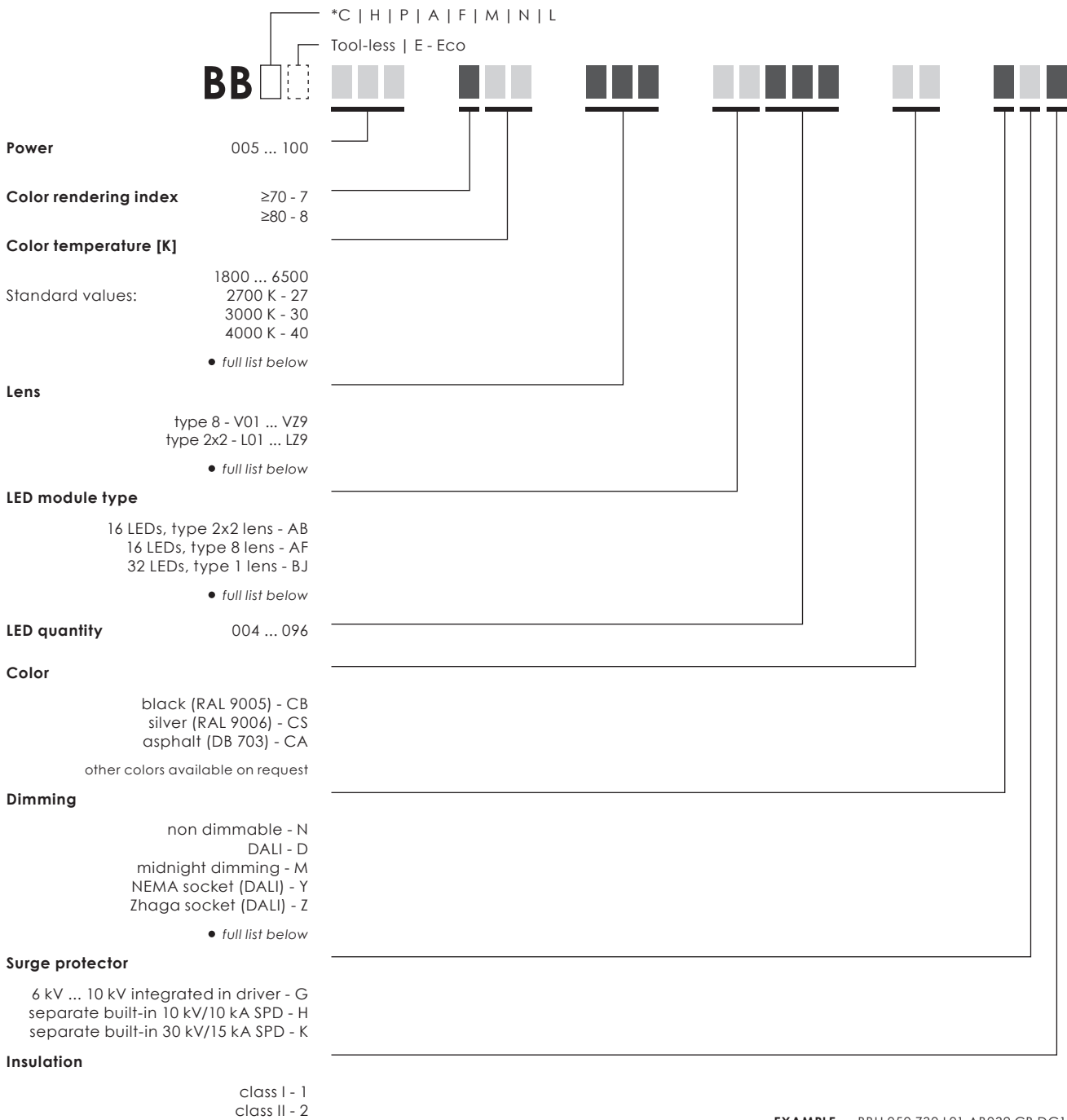
4000 K | CRI 70

Number of LED's	4			8			16		
Nominal current, mA	140	490	670	280	490	700	140	250	390
Power, W	5	14	19	15	26	38	15	25	39
Luminous Flux, lm	55	1730	2300	2100	3430	4640	2300	3750	5560
Efficacy, lm/W	111	124	121	140	132	122	153	150	143
Power factor, PF	Up to 0.94			Up to 0.98			Up to 0.98		

Number of LED's	24			32			48		
Nominal current, mA	270	530	650	260	380	500	140	260	350
Power, W	42	80	100	50	75	100	40	75	100
Luminous Flux, lm	6050	10600	12400	7620	11000	13400	6410	11500	14500
Efficacy, lm/W	144	133	124	152	147	134	160	153	145
Power factor, PF	Up to 0.98			Up to 0.97			Up to 0.96		

Luminaire efficacy	2700 K	5 - 100 W	520 - 13560 lm	104 - 150 lm/W
	3000 K	5 - 100 W	555 - 14500 lm	111 - 160 lm/W
	5000 K	5 - 100 W	555 - 14500 lm	111 - 160 lm/W
	5700 K	5 - 100 W	555 - 14500 lm	111 - 160 lm/W

Model name principles



EXAMPLE BBH 050 730 L01 AB032 CB DG1

• Full list of options

Color temperature [K]

1800 ... 6500
2700 K - 27
3000 K - 30
4000 K - 40
Tunable White 2700-6500 - TW
Nature Friendly Red - NR
Nature Friendly Amber - NA
Nature Friendly 1800 K - NK

Lens

type 8 - V01 ... VZ9
type 2x2 - L01 ... LZ9
type 4x2 - B01 ... BZ9
type 6x1 - T01 ... TZ9
type 12 - Y01 ... YZ9
type 1 - Z01 ... ZZ9
custom configuration - M01 ... NZ9

Dimming

non dimmable - N
DALI - D
1-10 V - A
midnight dimming - M
midnight dimming + DALI - R
step dimming - S
mains dimming - L
wireless - W
NEMA socket (DALI) - Y
Zhaga socket (DALI) - Z
**custom configuration - X

LED module type

8 LEDs, type 2x2 lens - AA
16 LEDs, type 2x2 lens - AB
16 LEDs, type 8 lens - AF
32 LEDs, type 8 lens - AG
48 LEDs, type 2x2 lens - BE
96 LEDs, type 8 lens - BF
4 LEDs, type 2x2 lens - BG
8 LEDs, type 8 lens - BH
24 LEDs, type 1 lens - BJ
24 LEDs, type 2x2 lens - BL
48 LEDs, type 8 lens - BM
48 LEDs, type 1 lens - BN
16 LEDs, type 4x2 lens - BP
10 LEDs, type 1 lens - BR
12 LEDs, type 1 lens - BS

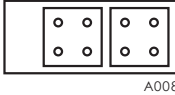
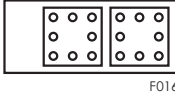
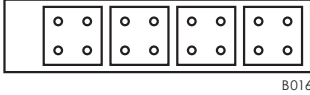
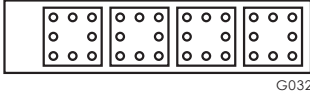
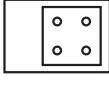
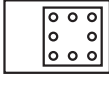
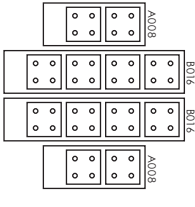
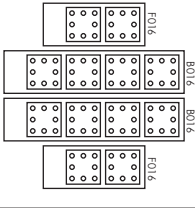
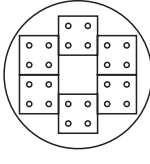
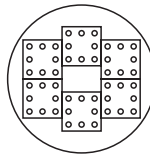
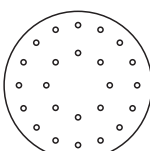
* C - Street (side-entry) | H - Hanging | P - Post-top | A - Top-entry | F - Flood (flood light)

M - Mushroom (42 - 60 mm) | N - Mushroom (76 mm) | L - Scepter

** CUSTOM CONFIGURATION EXAMPLE:

NEMA socket + Zhaga socket; NEMA socket + Zhaga socket + midnight dimming; etc.
Custom configuration information is available in order confirmation.

LED modules

Type	Max module quantity	Min LED quantity per module	Max LED quantity per module	Max LED quantity per luminaire	LED step	LED type	Lens type	Layout
AA	4	4	8	32	2	Standard Eco	type 2x2 L01...LZ9	
AF	4	4	16	64	4	Standard	type 8 V01...VZ9	
AB	2	8	16	32	2	Standard Eco	type 2x2 L01...LZ9	
AG	2	16	32	64	4	Standard	type 8 V01...VZ9	
BG	8	4	4	32	2	Standard Eco	type 2x2 L01...LZ9	
BH	8	4	8	64	4	Standard	type 8 V01...VZ9	
BE	1	40	48	48	2	Standard Eco	type 2x2 L01...LZ9	
BF	1	72	96	96	4	Standard	type 8 V01...VZ9	
BL	1	24	24	24	-	Standard Eco	type 2x2 L01...LZ9	
BM	1	32	48	48	-	Standard	type 8 V01...VZ9	
BJ	1	8	24	24	2	Standard Eco	type 1 Z01...ZZ9	

Cable core count

Socket	Dimming	Model number abbreviation	Input cable core count - Class I	Input cable core count - Class II
None	None	N	3	2
None	DALI	D	5	4
None	Midnight dimming	M	3	2
None	Midnight dimming + DALI	R	5	4
None	Step dimming	S	5 ⁽¹⁾	4 ⁽¹⁾
None	Mains dimming	L	3	2
Zhaga	DALI	Z	3 ⁽²⁾	2 ⁽²⁾
Zhaga	Midnight dimming	X	3	2
Zhaga	Mains dimming	X	3	2
NEMA	DALI	Y	3 / 5 ⁽³⁾	2 / 4 ⁽³⁾
NEMA	Midnight dimming	X	3	2
NEMA	Step dimming	X	5 ⁽¹⁾	4 ⁽¹⁾
NEMA	Mains dimming	X	3	2

⁽¹⁾ 1 core unused

⁽²⁾ DALI wires used only for internal connection between driver and Zhaga socket(s)

⁽³⁾ +2 cores for external DALI connection

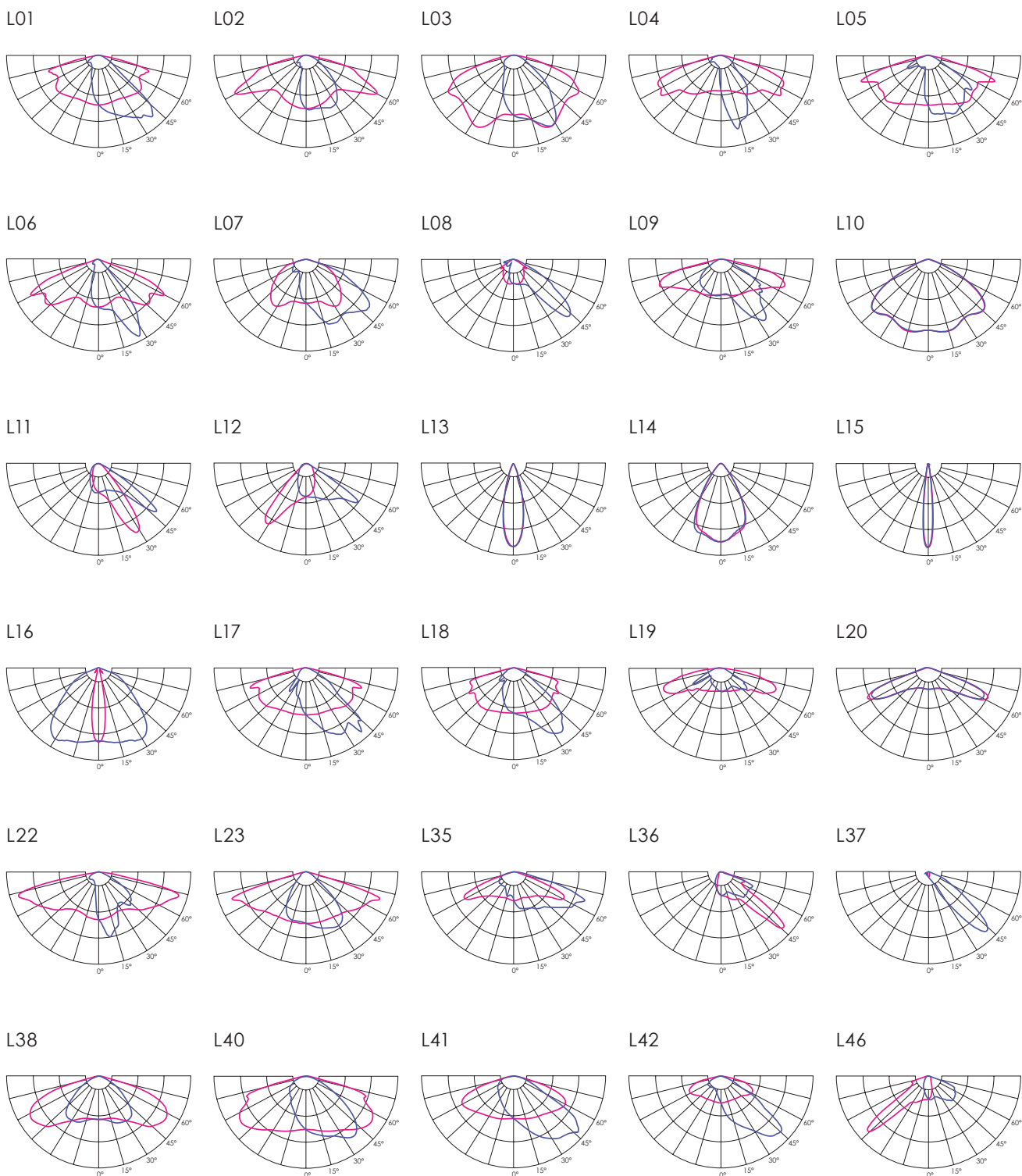
Mounting height proposition



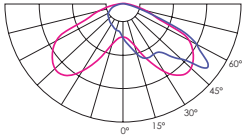
Mounting height	4 m	6 - 8 m	8 - 10 m	10 m
Standard modules	18 W	37 W	68 W	100 W

Optics

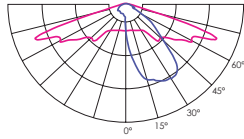
Standard modules



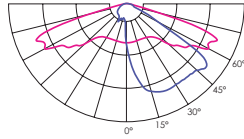
L55



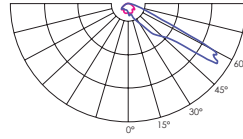
L56



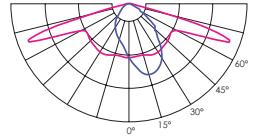
L58



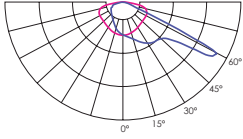
L60



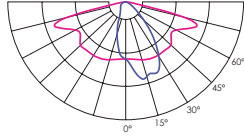
L63



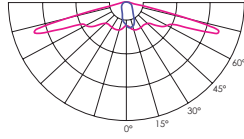
L66



L90

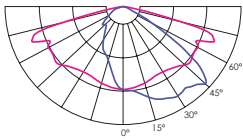


L94

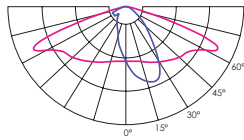


High density modules

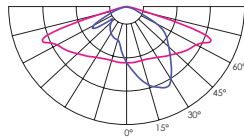
V01



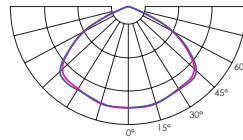
V04



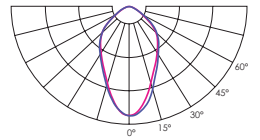
V05



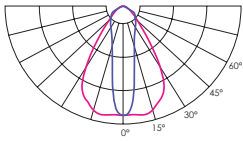
V10



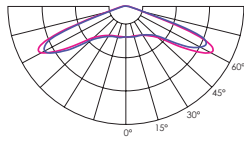
V13



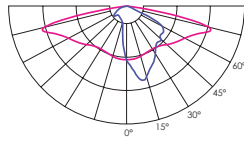
V16



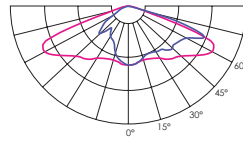
V20



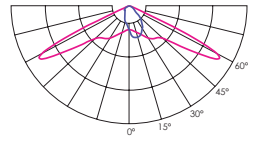
V22



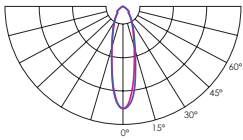
V35



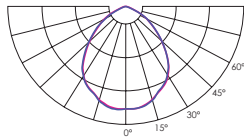
V45



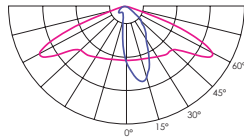
V52



V53



V57





Pedestrian crossing optics



V	198 - 264 / 110 - 277 ¹⁾
Hz	50 - 60
W	5 - 100
lm	Up to 14000 ²⁾ Up to 14500 ³⁾
lm/W	88 - 154 ²⁾ 104 - 160 ³⁾
K	2700 / 3000 / 4000 / TW 2700 - 6500 ⁴⁾
°C	-40 to +50
CRI	>70 / >80 / >90 ⁴⁾

Body:	Die-cast aluminium
Dimming:	DALI / 1 - 10 V / Midnight dimming / Step dimming / Mains dimming
Initial chromaticity:	MacAdam 5
Lifetime:	Eco 100 000 h (L90B10) at Ta = 25 °C* Standard 100 000 h (L98B10) at Ta = 25 °C*
Warranty:	5 years
Installation:	Pre-wired cable 30 cm ⁵⁾
Mounting:	On wire ø 5 - 12 mm
Socket:	NEMA / Top and Bottom Zhaga
Intelligent Control:	Stand-alone / Group / CMS
Sensor:	Motion / Motion + Daylight / Daylight
Surge protection:	4 / 6 / 10 kV ⁶⁾
Corrosion protection:	Up to C5
Neto weight:	Up to 7.8 kg
Max. wind load area, SCd, m²:	0.09

¹⁾ Maximum operating voltage, ENEC certificate voltage 220 - 240 V, UL certificate voltage 110 - 277 V

²⁾ Standard modules, lumen output indicated at CRI > 70

³⁾ ECO modules, lumen output indicated at CRI > 70

⁴⁾ 1800 / 2200 / 3500 / 5000 / 5700 / 6500 K available on request along with other not listed CRI and CCT

⁵⁾ Other lengths available on request

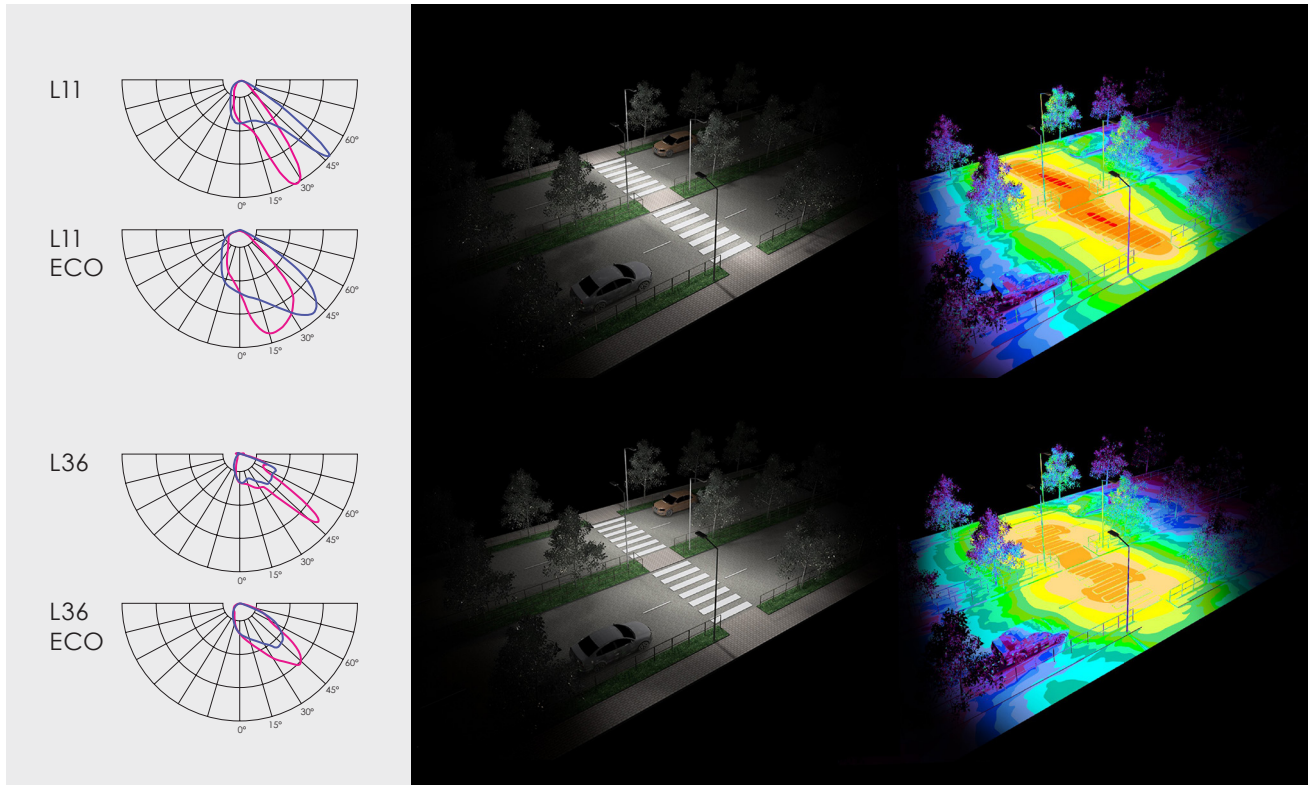
⁶⁾ 10 kV (L-N; L/N-PE) surge protection device available on request

⁷⁾ Coming soon

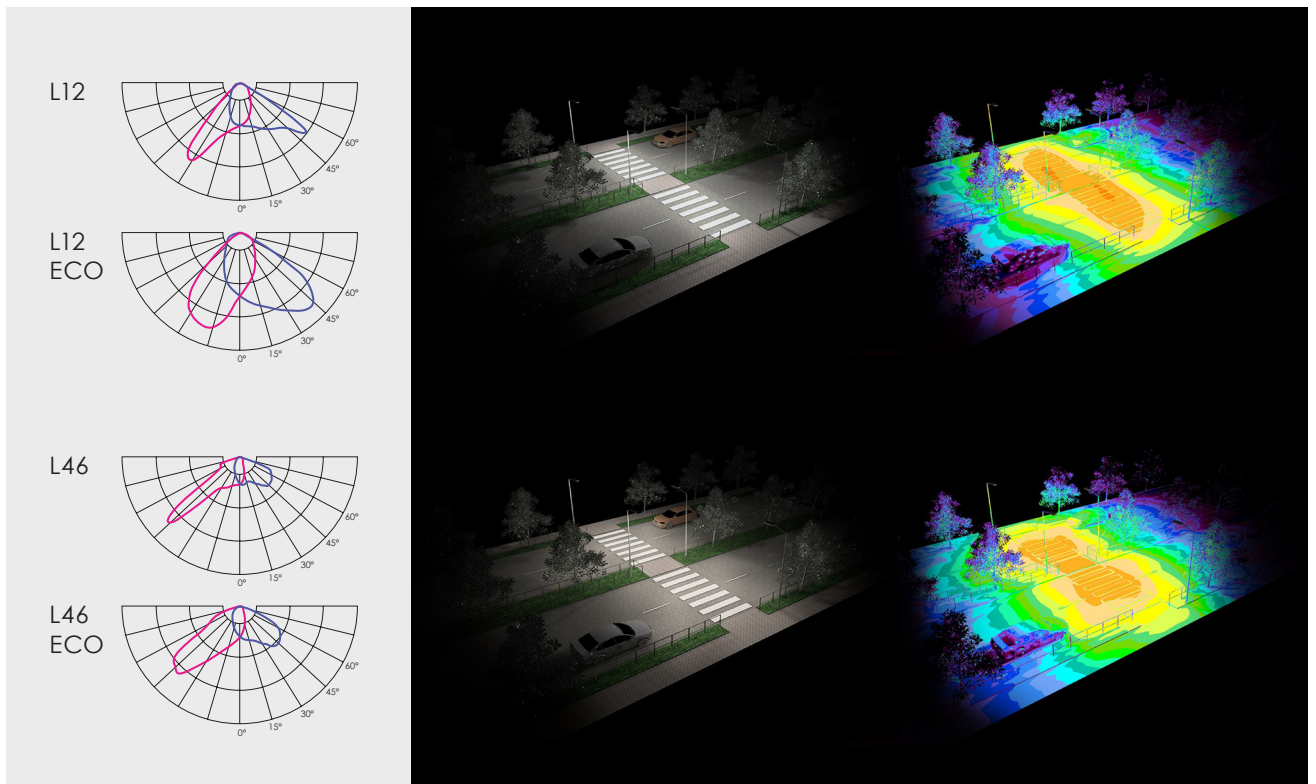
*This value is only informative and may change according to selected article. LED Lifetime is strongly depending from LEDs current and junction temperature – increase in LED current and luminaire power lead to increase of junction temperature and as consequence lifetime decrease. Thus, luminaire models with lower power, lower current (and lower junction temperature) will have higher lifetime than standard models. And high power and high current luminaire models may have negative lifetime deviation comparing to standard models. To receive precise value please contact VIZULO export representatives.

Technical parameters for final product can differ from typical data by 7% due to special conditions of LED manufacturing processes.

Right side traffic



Left side traffic



MCB / Inrush current table

Tridonic LED driver

Standard/High density	In-rush current (peak/duration)	B10A	B16A	B20A	B25A	C10A	C16A	C20A	C25A
BB 8-16 LED, 8-33 W	36 A (195 µs)	10	16	21	28	16	21	35	44
BB 16-24 LED, 19-60 W	32 A (267 µs)	7	12	15	19	11	20	25	30
BB 32-40 LED, 28-80 W	37 A (287 µs)	7	12	15	19	11	20	25	30
BB 40-64 LED, 44-100 W	56 A (280 µs)	5	8	11	14	10	16	22	22
BB 64-84 LED, 88-100 W	84 A (255 µs)	3	5	8	11	6	10	16	17
BB 84 LED, 92-100 W	112 A (280 µs)	2	4	5	7	5	8	11	11
BB 96 LED, 100 W	121 A (287 µs)	2	3	5	6	3	5	9	10
<i>Eco</i>		B10A	B16A	B20A	B25A	C10A	C16A	C20A	C25A
BBE 6-10 LED, 12-33 W	36 A (195 µs)	10	16	21	28	16	21	35	44
BBE 6-12 LED, 16-59 W	32 A (267 µs)	7	12	15	19	11	20	25	30
BBE 10-18 LED, 19-80 W	37 A (287 µs)	7	12	15	19	11	20	25	30
BBE 16-34 LED, 37-100 W	56 A (280 µs)	5	8	11	14	10	16	22	22
BBE 20-48 LED, 46-100 W	84 A (255 µs)	3	5	8	11	6	10	16	17
BBE 48 LED, 100 W	121 A (287 µs)	2	3	5	6	3	6	9	10


Osram LED driver

Standard/High density	In-rush current (peak/duration)	B10A	B16A	B20A	B25A	C10A	C16A	C20A	C25A
BB 8-16 LED, 8-40 W	45 A (180 µs)	10	17	21	28	16	27	33	44
BB 20-32 LED, 18-66 W	53 A (200 µs)	7	12	15	20	11	19	24	32
BB 32-48 LED, 28-96 W	57 A (210 µs)	7	12	15	20	11	19	24	32
BB 48-84 LED, 52-100 W	62 A (330 µs)	4	8	10	14	6	12	16	22
BB 84 LED, 90-100 W	114 A (210 µs)	3	6	7	10	5	9	12	16
BB 96 LED, 100 W	119 A (330 µs)	2	4	6	8	3	7	9	12
<i>Eco</i>		B10A	B16A	B20A	B25A	C10A	C16A	C20A	C25A
BBE 4-8 LED, 11-41 W	45 A (180 µs)	10	17	21	28	16	27	33	44
BBE 6-16 LED, 16-66 W	53 A (200 µs)	7	12	15	20	11	19	24	32
BBE 12-24 LED, 28-96 W	57 A (210 µs)	7	12	15	20	11	19	24	32
BBE 18-44 LED, 41-100 W	62 A (330 µs)	4	8	10	14	6	12	16	22
BBE 48 LED, 100 W	119 A (330 µs)	2	4	6	8	3	7	9	12

Backlight cutter

Backlight cutter | black

Art. 70000661



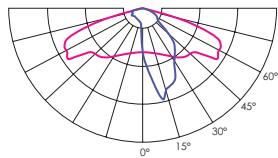
Backlight cutter | white

Art. 70000662

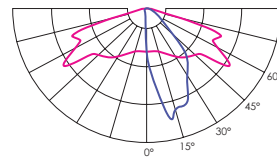


Optical losses from 10% to 31% depending from used optic.

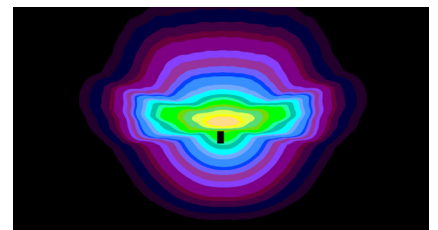
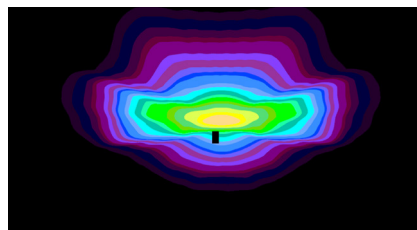
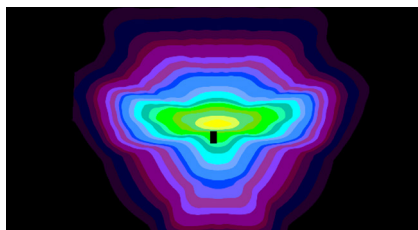



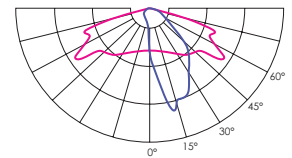
Without backlight cutter



Backlight cutter | black



Backlight cutter | white



Accessories

Blackbird halo, PMMA, matt standard

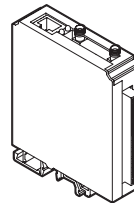
Art. 70082006



Citintelly Segment controller

Art. 70010004

Segment Controller receives commands from Citintelly server via GSM and transmits tasks to Luminaire Controller via radio frequency communication.

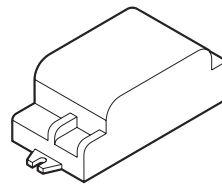


Citintelly Luminaire controller

Luminaire Controller is wireless mesh-networking device that uses 868 MHz for communication with Segment Controller and other Luminaire Controllers. It is delivered in various configurations to meet the needs of your applications.

Art. 70010001 /
LC2M-23-05-R Luminaire
Controller - 2 relays

Art. 70010002 /
LC2M-12-05-R Luminaire
Controller - 1 relay



Citintelly Surge Protection device

Art. 70020001

Surge Protection device offers protection against lighting surges;

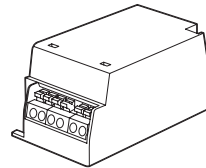
Voltage Protection level up (L-N) $\leq 1,5$ kV

Voltage Protection level up (L/N-PE) $\leq 2,0$ kV

$U_{oc} = 10$ kV

$I_{max} = 10$ kA

$I_{nom} = 5$ kA



Radio Frequency Antenna

Art. 70000108

Heavy duty IP67 enclosure
Mounted in cabinet or luminaire body
with 14 mm screw
SMA connector




NEMA Socket

2213362-3, 5 pin NEMA socket 105°C wires

Art. 70000362

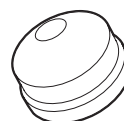
2213362-4, 7 pin NEMA socket 105°C wires

Art. 70000333



Dummy Link for NEMA Socket

Art. 70000113



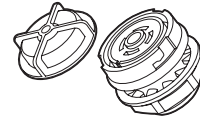
Zhaga socket no cap

Art. 70000612



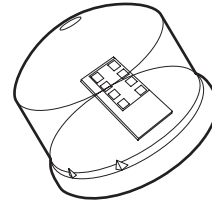
Zhaga socket with cap

Art. 70000613



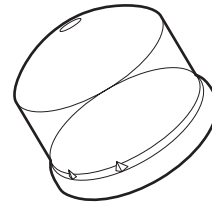
MSLC205RG Luminaire controller + radar, Zhaga, 80 mm

Art. 70010027



MSLC205RGL Luminaire controller, Zhaga, 80 mm

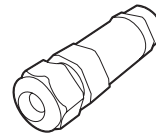
Art. 70010029



Connector

Art. 70000313

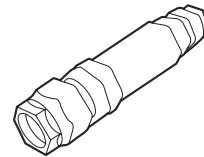
IP66 rated connector offers easy installation of the street luminaires.
3 wire cable connector



Connector

Art. 70000304

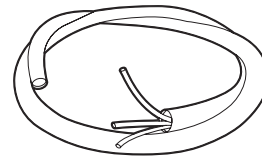
IP66 rated connector offers easy installation of the street luminaires.
5 wire cable connector



Pre-installed cable sets

For internal power supply:

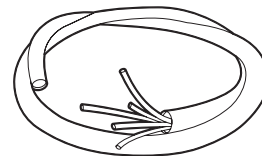
3 x 1,5 mm - 0,5 m long cable.....	Art. 70000319
3 x 1,5 mm - 5 m long cable.....	Art. 70000320
3 x 1,5 mm - 6 m long cable.....	Art. 70000321
3 x 1,5 mm - 8 m long cable.....	Art. 70000322
3 x 1,5 mm - 10 m long cable.....	Art. 70000323
3 x 1,5 mm - 12 m long cable.....	Art. 70000324
3 x 1,5 mm - 18 m long cable.....	Art. 70000325
3 x 1,5 mm - 20 m long cable.....	Art. 70000425
3 x 1,5 mm - 22 m long cable.....	Art. 70000426
3 x 1,5 mm - 25 m long cable.....	Art. 70000427
3 x 1,5 mm - 32 m long cable.....	Art. 70000430
3 x 1,5 mm - 42 m long cable.....	Art. 70000431
3 x 1,5 mm - 50 m long cable.....	Art. 70000432



Pre-installed cable sets

For internal power supply:

5 x 1,5 mm - 0,5 m long cable.....	Art. 70000305
5 x 1,5 mm - 5 m long cable.....	Art. 70000316
5 x 1,5 mm - 6 m long cable.....	Art. 70000317
5 x 1,5 mm - 8 m long cable.....	Art. 70000318
5 x 1,5 mm - 10 m long cable.....	Art. 70000306
5 x 1,5 mm - 12 m long cable.....	Art. 70000307
5 x 1,5 mm - 18 m long cable.....	Art. 70000308
5 x 1,5 mm - 20 m long cable.....	Art. 70000428
5 x 1,5 mm - 22 m long cable.....	Art. 70000429
5 x 1,5 mm - 25 m long cable.....	Art. 70000429
5 x 1,5 mm - 32 m long cable.....	Art. 70000433
5 x 1,5 mm - 42 m long cable.....	Art. 70000434
5 x 1,5 mm - 50 m long cable.....	Art. 70000435



Certification



CE – conformity with European Union's health, safety and environmental protection standards

The CE mark is placed on products to state conformity with the relevant EU health, safety and environmental protection standards. In case of electronic products, the standards are, for example, the Restriction of Hazardous Substances in Electrical and Electronic Equipment (RoHS) directive, Waste Electrical and Electronic Equipment (WEEE) directive, the Electromagnetic Compatibility (EMC) directive etc. The mark ensures that the product can be sold anywhere in the European Economic Area (EEA).



UKCA - conformity with the relevant essential requirements of Great Britain

UKCA is a product mark intended to demonstrate compliance with the directives set by Great Britain (England, Scotland and Wales). It is analogous to the European Union's CE marking, meaning that depending on the type of product the applicable regulations are different. In case of LED lighting, the relevant requirements are compliance with the Electromagnetic Compatibility Regulations, the Electrical Equipment (Safety) Regulations, the Restriction of the Use of Certain Hazardous Substances in Electrical and Electronic Equipment Regulations and the Ecodesign for Energy-Related Products and Energy Information (Lighting Products) Regulations.



EAC - compliance with the regulations of the Eurasian Customs Union

The EAC Mark demonstrates conformity with all technical regulations defined by the Eurasian Customs Union. The conformity is assessed by an accredited independent testing laboratory. The EAC marking is a requirement in order to place a product on the market of Russia and the Eurasian Economic Union.



RoHS – compliance with European Union's RoHS directive

The RoHS (Restriction of Hazardous Substances in Electrical and Electronic Equipment) directive restricts (with exceptions) the use of ten hazardous materials in the manufacture of various types of electronic and electrical equipment. The aim of the directive is to prevent the risks posed to human health and the environment related to the management of electronic and electrical waste.



* Coming soon

UL - compliance with UL standards for LED lighting

UL stands for Underwriter Laboratories, a third-party certification company that's been around for over a century. UL sets industry-wide standards for products and performs testing according to these standards to ensure that the products marked with the UL mark are safe and high quality.



Zhaga-D4i - compliance with the requirements of Zhaga Book 18 or 20 and DALI standard

The Zhaga-D4i Mark represents the fact that a product is certified following the Zhaga-D4i joint certification program – a program established by Zhaga and the DALI Alliance (DiiA). The Zhaga part of the Mark represents that a product meets the requirements of Zhaga Book 18 or 20 – Zhaga standards that describe a smart interface between outdoor luminaires and sensing/ communication nodes. The DALI Alliance part of the Mark signifies that the product conforms with the DALI standard for intelligent, IoT-ready luminaires.



ENEC - compliance with European standards for electrical equipment

The ENEC Mark is the high quality European Mark for electrical equipment. It is governed by the European Testing Inspection Certification System which ensures that the testing of products is conducted at ENEC – accredited laboratories, following additional requirements regarding the testing procedures. The ENEC Mark means that the testing procedure was followed scrupulously and that the consumer can be certain of the product's safety and quality.



ENEC+ - compliance with European standards for LED – based electronic products

The ENEC+ Mark is the high quality European Mark for LED – based electronic products. It demonstrates the product's compliance with the IEC standards for performance of LED modules and LED based luminaires. The ENEC+ Mark can only be granted to a product that has already acquired the ENEC Mark.



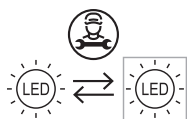
International EPD System – Environmental Product Declaration available

An Environmental Product Declaration (EPD) is a declaration of the materials, energy, transportation and other resources involved in the production, use and end-of life of a specific product. It is based on a Life Cycle Assessment (LCA) study that complies with standards EN ISO 14040 and EN ISO 14044. A product's EPD can help evaluate its impact on the environment and make sustainable choices.



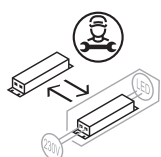
Synergrid approved - compliance with Synergrid requirements for LED lighting

Synergrid is a federation of electricity and natural gas network operators in Belgium. The Synergrid approval mark means that the product is compliant with the design, safety and performance requirements set by Synergrid. The approval can be confirmed by checking the official list of Synergrid approved luminaires on the Synergrid website.



LED module replaceable by a professional

This pictogram shows that the LED modules included in the luminaire are only replaceable by a professional. This labeling is a requirement following the introduction of European Union's Regulation on energy labelling for light sources (EU) 2019/2015.



LED driver replaceable by a professional

This pictogram shows that the LED driver included in the luminaire is only replaceable by a professional. This labeling is a requirement following the introduction of European Union's Regulation on energy labelling for light sources (EU) 2019/2015.

References



Riga | Latvia



Riga | Latvia

VIZULO

Bukultu street 11
Riga, LV – 1005, Latvia

Sales: + 371 67 383 023
Production: + 371 67 383 024

sales@vizulo.com
www.vizulo.com



VIZULO



VIZULOSOLUTIONS