

VIZULO



Luscinia

HANGING

I Architectural & Landscape

Large Outdoor Industrial Area

Agricultural Area



I **Ventilation cable gland**

Combines pressure equalization and cable gland in a single unit. It ensures high air flow rates as well as high water protection capacity

I **Glass**

Flat glass. Glass is fixed to die-cast aluminium frame with screws

I **LED module**

High quality LED's with optimal thermal resistance and energy consumption characteristic, for high lumen output and long expected life time. Color temperature available: 3000K, 4000K (5000K, 5700K available on customer request)

I **Intelligent light control system**

Power line or radio frequency

I **Protection**

IP66 for the complete luminaire

I **Module temperature control**

The LED driver will start reducing the light output when the LED's approach critical temperature. The temperature is measured via a sensor placed on the PCB (function available on customer request)

I **Body**

Die-cast aluminium

I **Lighting protection**

Built-in surge protection starting from 6 kV till 10 kV

I **Light regulation**

LUSCINIA drivers offer integrated midnight dimming and network-controlled 1-10V and DALI protocols

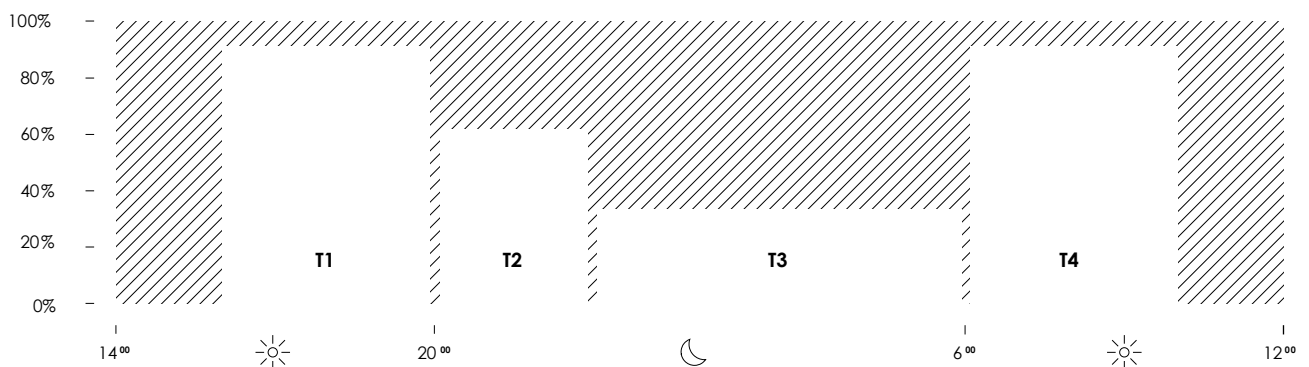
I **Impact resistance**

IK08 (Vandal protected) for the complete luminaire


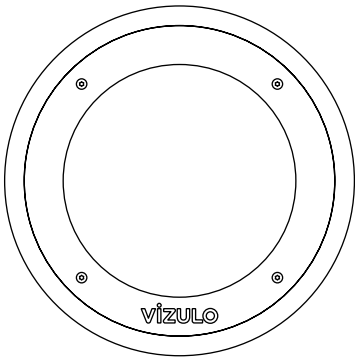
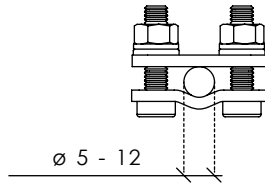
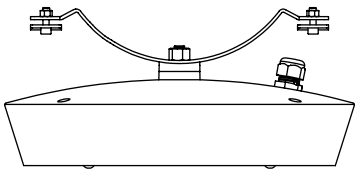
- | Traffic roads
- Pedestrian Roads
- Residential Street/Area
- City Centre

| Midnight dimming

Midnight dimming provides multi-stage night-time power reduction based on an internal timer referenced to the power on/off time. There is no need for an external control infrastructure. The unit automatically performs a dimming profile based on the predefined scheduled reference to the midpoint, which is calculated based on the power on / off times.



156



DB703



RAL9006

OTHER COLORS AVAILABLE ON REQUEST



Mounting



MCB / Inrush current table

Tridonic LED driver


Standard/High density	In-rush current (peak/duration)	B10A	B16A	B20A	B25A	C10A	C16A	C20A	C25A
LUH 8-16 LED, 8-33 W	36 A (195 μs)	10	16	21	28	16	21	35	44
LUH 16-24 LED, 19-60 W	32 A (267 μs)	7	12	15	19	11	20	25	30
LUH 32-40 LED, 28-63 W	37 A (287 μs)	7	12	15	19	11	20	25	30
LUH 40-48 LED, 44-63 W	56 A (280 μs)	5	8	11	14	10	16	22	22
Eco		B10A	B16A	B20A	B25A	C10A	C16A	C20A	C25A
LUHE 4-12 LED, 8-33 W	36 A (195 μs)	10	16	21	28	16	21	35	44
LUHE 6-12 LED, 17-60 W	32 A (267 μs)	7	12	15	19	11	20	25	30
LUHE 12-20 LED, 22-63 W	37 A (287 μs)	7	12	15	19	11	20	25	30
LUHE 20-24 LED, 46-63 W	56 A (280 μs)	5	8	11	14	10	16	22	22

Osram LED driver

Standard/High density	In-rush current (peak/duration)	B10A	B16A	B20A	B25A	C10A	C16A	C20A	C25A
LUH 8-16 LED, 8-40 W	45 A (180 μs)	10	17	21	28	16	27	33	44
LUH 20-32 LED, 18-63 W	53 A (200 μs)	7	12	15	20	11	19	24	32
LUH 32-48 LED, 28-63 W	57 A (210 μs)	7	12	15	20	11	19	24	32
Eco		B10A	B16A	B20A	B25A	C10A	C16A	C20A	C25A
LUHE 4-8 LED, 11-41 W	45 A (180 μs)	10	17	21	28	16	27	33	44
LUHE 6-16 LED, 16-63 W	53 A (200 μs)	7	12	15	20	11	19	24	32
LUHE 12-24 LED, 28-63 W	57 A (210 μs)	7	12	15	20	11	19	24	32

Technical information

Standard modules

V 220 - 240	1-10V; DALI; Midnight dimming	 <p>IP66 IK08</p>
Hz 50 - 60	Intelligent light control system: RF (radio frequency)	
W 8 - 52	Body: Die-cast aluminum	
lm 922 - 6491	Spigot: ø 40-60 mm	
lm/W 117 - 135	Surge protection: 6 kV, 10kV (optional)	
K 3000 / 4000	100 000 h (L95B10) at ta = 25°	
°C -40 to +50	Warranty 5 years	
CRI >70		

Technical parameters for final product can differ from typical data by 7% due to special conditions of LED manufacturing processes.

4000K

	8			16			24		
Number of LED's									
Nominal current, mA	270	500	710	270	500	700	270	500	700
Power, W	8	13	19	14	25	35	20	37	52
Luminous Flux, lm	922	1620	2200	1812	3218	4340	2718	4827	6491
Efficacy, lm/W	115	125	116	129	129	124	136	130	125
Power factor, PF	0,84	0,96	0,94	0,81	0,93	0,97	0,86	0,94	0,97

Luminaire efficacy

3000 K	8 - 52 W	890 - 6280 lm	113 - 130 lm/W
4000 K	8 - 52 W	922 - 6491 lm	117 - 135 lm/W
5000 K	8 - 52 W	922 - 6491 lm	119 - 143 lm/W

Technical information

High density modules

V 220 - 240
Hz 50 - 60
W 14 - 63
lm 1810 - 8572
lm/W 124 - 138
K 3000 / 4000
°C -40 to +50
CRI >70

1-10V; DALI; Midnight dimming
 Intelligent light control system: RF (radio frequency)
 Body: Die-cast aluminum
 Spigot: ø 40-60 mm
 Surge protection: 6 kV, 10kV (optional)
 100 000 h (L95B10) at $t_a = 25^\circ$
 Warranty 5 years



Technical parameters for final product can differ from typical data by 7% due to special conditions of LED manufacturing processes.

4000K

	16			32			48	
Number of LED's								
Nominal current, mA	270	500	700	270	500	640	350	440
Power, W	14	25	35	27	49	63	51	63
Luminous Flux, lm	1812	3218	4340	3610	6385	7900	7010	8570
Efficacy, lm/W	129	129	124	134	130	125	137	136
Power factor, PF	0,81	0,93	0,97	0,71	0,93	0,96	0,9	0,93

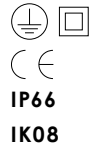
Luminaire efficacy

3000 K	14 - 63 W	1754 - 8295 lm	120 - 134 lm/W
4000 K	14 - 63 W	1812 - 8570 lm	124 - 137 lm/W
5000 K	14 - 63 W	1812 - 8570 lm	124 - 137 lm/W

Technical information
ECO

V 220 - 240
Hz 50 - 60
W 14 - 63
lm 1959 - 7759
lm/W 119 - 143
K 3000 / 4000
°C -40 to +50
CRI >70

1-10V; DALI; Midnight dimming
 Intelligent light control system: RF (radio frequency)
 Body: Die-cast aluminum
 Spigot: ø 40-60 mm
 Surge protection: 6 kV, 10kV (optional)
 100 000 h (L80B10) at ta = 25°
 Warranty 5 years



Technical parameters for final product can differ from typical data by 7% due to special conditions of LED manufacturing processes.


4000K

	8			16		
Number of LED's						
Nominal current, mA	260	500	700	260	500	600
Power, W	14	27	38	27	52	63
Luminous Flux, lm	1959	3473	4510	3853	6830	7760
Efficacy, lm/W	140	129	119	143	131	123
Power factor, PF	0,81	0,9	0,94	0,71	0,94	0,96

Luminaire efficacy

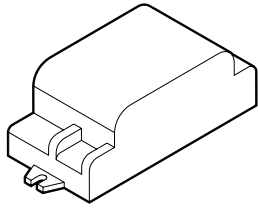
3000 K	14 - 63 W	1812 - 7176 lm	110 - 132 lm/W
4000 K	14 - 63 W	1959 - 7760 lm	119 - 143 lm/W
5000 K	14 - 63 W	1959 - 7760 lm	119 - 143 lm/W

| Model name principles



EXAMPLE LUH 025 730 L22 A016 CB DG1

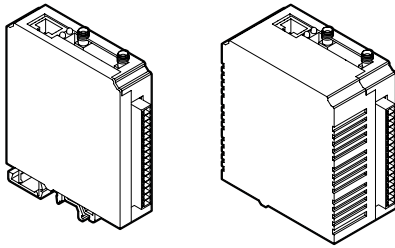
| Accessories



Citintelly Luminaire controller

Luminaire Controller is wireless mesh-networking device that uses 868 MHz for communication with Segment Controller and other Luminaire Controllers. It is delivered in various configurations to meet the needs of your applications.

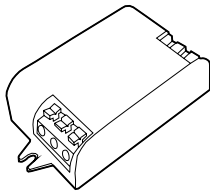
Art. 70010001 | Luminaire controller, 2 relay
 Art. 70010002 | Luminaire controller, 1 relay



Citintelly Segment controller

Segment Controller receives commands from Citintelly server via GSM and transmits tasks to Luminaire Controller via radio frequency communication.

Art. 70000101



Citintelly Surge Protection device

Surge Protection device offers protection against lighting surges;

Voltage Protection level up (L-N) $\leq 1,5$ kV

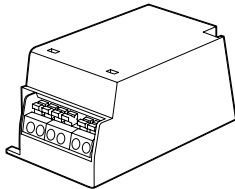
Voltage Protection level up (L/N-PE) $\leq 1,8$ kV

$U_{oc} = 10$ kV

$I_{max} = 10$ kA

$I_{nom} = 5$ kA

Art. 70002001



Surge Protection device

Surge Protection device offers protection against lighting surges;

Voltage Protection level up (L-N) $\leq 1,5$ kV

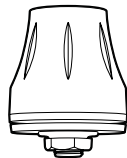
Voltage Protection level up (L/N-PE) $\leq 2,0$ kV

$U_{oc} = 10$ kV

$I_{max} = 10$ kA

$I_{nom} = 5$ kA

Art. 70000203



Radio Frequency Antenna

Heavy duty IP67 enclosure

Mounted in cabinet or luminaire body with 14 mm screw

SMA connector

Art. 70000108



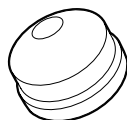
NEMA Socket

2213362-3, 5 pin NEMA socket 105°C wires

Art. 70000362

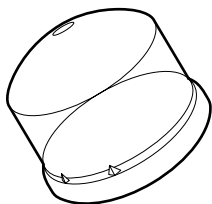
2213362-4, 7 pin NEMA socket 105°C wires

Art. 70000333



Dummy Link for NEMA Socket

Art. 70000113



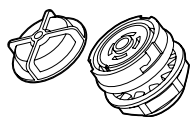
MSLC205RGL Luminaire controller, Zhaga, 80mm

Art. 70010029



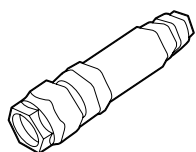
Zhaga socket no cap

Art. 70000612



Zhaga socket with cap

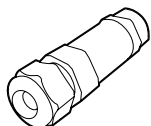
Art. 70000613



Connector

IP66 rated connector offers easy installation of luminaires.
3 wire cable connector

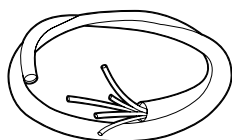
Art. 70000313



Connector

IP66 rated connector offers easy installation of luminaires.
5 wire cable connector

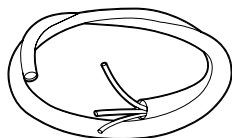
Art. 70000315



Pre-installed cable sets

Pre-installed cables sets in the luminaire
Diameter of the cable:

- 3 x 1,5 mm - 0,5 m length Art. 70000319
- 3 x 1,5 mm - 5 m length Art. 70000320
- 3 x 1,5 mm - 6 m length Art. 70000321
- 3 x 1,5 mm - 8 m length Art. 70000322
- 3 x 1,5 mm - 10 m length Art. 70000323
- 3 x 1,5 mm - 12 m length Art. 70000324
- 3 x 1,5 mm - 18 m length Art. 70000325



Pre-installed cables sets in the luminaire
Diameter of the cable:

- 5 x 1,5 mm - 0,5 m length Art. 70000305
- 5 x 1,5 mm - 5 m length Art. 70000316
- 5 x 1,5 mm - 6 m length Art. 70000317
- 5 x 1,5 mm - 8 m length Art. 70000318
- 5 x 1,5 mm - 10 m length Art. 70000306
- 5 x 1,5 mm - 12 m length Art. 70000307
- 5 x 1,5 mm - 18 m length Art. 70000308

| **VIZULO**

Starta street 1
Riga, LV – 1026, Latvia

Sales: + 371 67 383 023
Production: + 371 67 383 024

office@vizulo.com
www.vizulo.com

 VIZULO

 VIZULO_PHOTO

